

TT 675
.C97
Copy 1

Bind as well.

GEO. F. OWEN'S SYSTEM

FOR

Drafting Shirts

The most complete, and at the same time the simplest and easiest to understand of all the works of this kind ever published.

Can be learned without an Instructor.

11-9416

PRICE \$5.00.

Address GEO. F. OWEN & CO.,

38 MAIN STREET SACO, ME.

George F. Owen

COPYRIGHT
1875
2177 J.L.
WASINGTON

SACO, MAINE:

WILLIAM NOYES, STEAM PRINTER,
1875.

TT 695
.097

Entered according to act of Congress, in the year 1875, by
GEORGE F. OWEN,
In the office of the Librarian of Congress, at Washington.

TO THE TRADE.

Probably there is no garment worn by gentlemen that is found so much fault with as a shirt, and hardly a tailor in the country but had rather risk his reputation as a cutter, on most any other garment. With full knowledge of the above facts, in February, 1869, I commenced the arduous undertaking of inventing a system for drafting a perfect fitting shirt.

Having employed all my spare time in study for nearly two years, I succeeded in 1871 in getting a *good* fitting shirt. In 1872 I was awarded the first premium at the Maine State Fair in Bangor on a shirt cut by one of my patterns. But although I was constantly receiving testimonials of the superiority of my patterns, they did not come up to my ideas of perfection, and not until February, 1875, was I enabled to perfect a system that I could offer to the trade.

I am not bigoted and wise in my own conceit, for ever do I stand ready to heartily welcome every ray of light that can be thrown on the subject, and always advocate earnest strivings by every member of the trade for *more light*. No matter from whose study and experience emanates, the results that prove a help to his fellow workers, it is the *result* all look to and appreciate. I have entered the field of competition, and studied for useful facts and improved plans for carrying out the desire of every energetic tailor, namely: the production of a correct and easy system for drafting shirts. One that will take in and do away with the difficulties met with in many of the systems now in use. With high sounding words I might laud my work, and endeavor to force conviction on the minds of the

CA 10-1714

trade ere it had been tested by them, but I have no use for the cloak of egotism. I feel that I present my work to careful thinking tailors who are competent to judge and will form unbiased opinions regarding its value to the trade, and in launching it on the sea of criticism, I have to the full extent of my ability prepared it to meet all the contingences liable to come in contact with it. In my business experience the ideas and method contained in the work have been of invaluable service, and beyond everything I have tried, meet the wants of my business. Any work may be bombastically heralded, but its fate is none the less sure. It must rise or fall on its own merits. For a time the blowing of horns, and the false buoys of extravagant promises as to the worth of a system, may cause even worthless trash to float on the market, but *for a time* only. It will find its level. Standing before its trade as a successful cutter, my system being the result of my long experience as such, I would not have endangered my reputation by publishing this system, if I did not know it to be reliable or without a careful investigation of all others known and finding it superior to them. The value of my opinion can be weighed in the balance by those interested, and I trust it will not be found wanting.

 **Price of System complete, \$5.00.**

GEORGE F. OWEN,

38 Main Street, Saco, Me.

M E A S U R E .

Length, 24 inches. Neck, 12 inches. Measure the exact size of neck where the collar encircles it allowing 1 inch. Breast, 28 inches. Waist, 26 inches, both taken over the vest. Depth of scye 20 1-2 inches from the socket bone round under the arm up to the starting point. Drop of shoulder, 19 inches from the socket bone round under the arm over the shoulder joint on the most direct line to the extreme edge of tape which passes in front of the shoulder bone. Sleeve, 24 inches from socket bone of neck over the highest point of the shoulder down the arm to the lowest point the wristband is to extend.

I have taken a small measure that the model might be placed in the book, but all sizes are drafted in the same manner.

TO DRAFT THE FRONT.

Draw line A. and square across the top for line B. Breast measure 28 inches. Line C. 28 scale 2 from front line square from top line. Line D. 28, scale 2 from line B. Line E. 28, scale 2 from line D. square both from line C. Point F. 28, scale 1 from line C. Waist measure, 26 inches. Point G. 26, scales 2 and 1 from line A. Point H. from line B. 1-2 the difference there is from depth of scye, 20 1-2 inches, and the drop of shoulder 19 inches, which is 3-4 of an inch. Place neck form on the front, with size of neck 12 inches on top line and form the neck. Length, 24 inches from top line less width of yoke 2 inches. Shape arm scye and side body as per full sized diagram.

TO DRAFT BACK.

Line I. 28, scale 3 from line A. and parellel with it. Shape as per diagram.

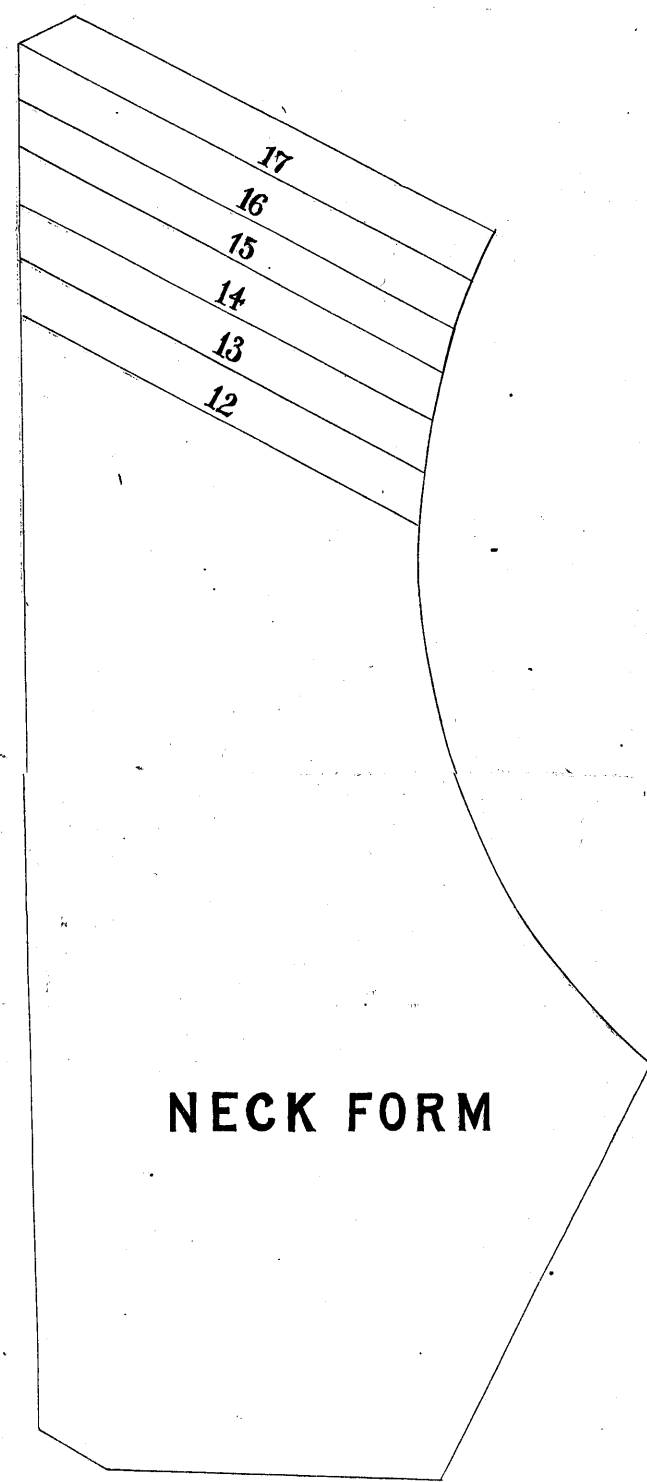
S L E E V E .

Arm scye 16 inches. Draw line L. and square across the top. Line K. 16, scale 4 from line L. and parallel with it. Length of sleeve 24 inches from top line to point O. on line K. less the distance from socket bone to shoulder seam 6 1-2 inches. Point P. 16, scale 5 from top line Q. 5 1-2 inches from point O. R. 1-2 distance from P. to Q. Shape as per diagram.

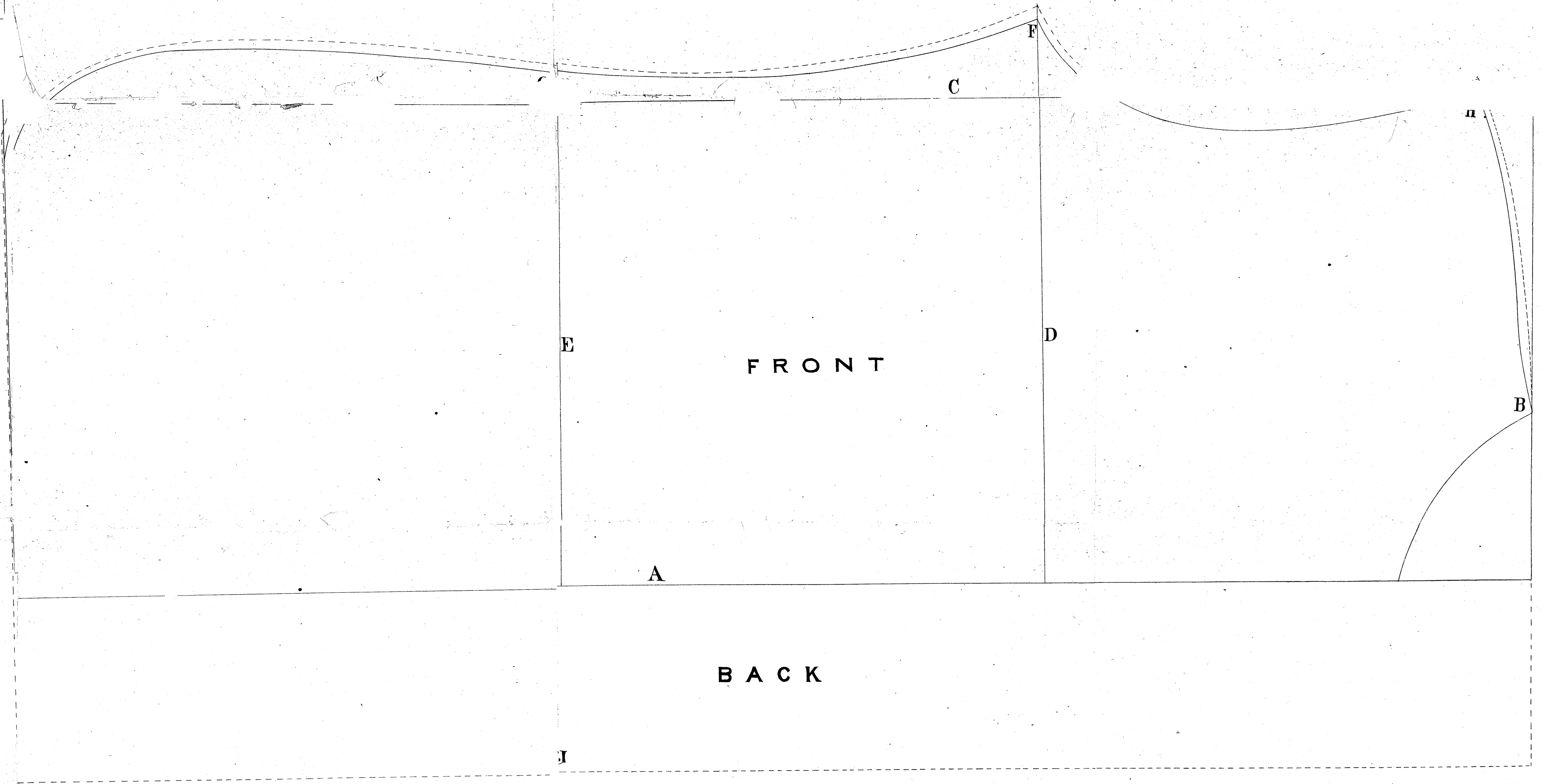
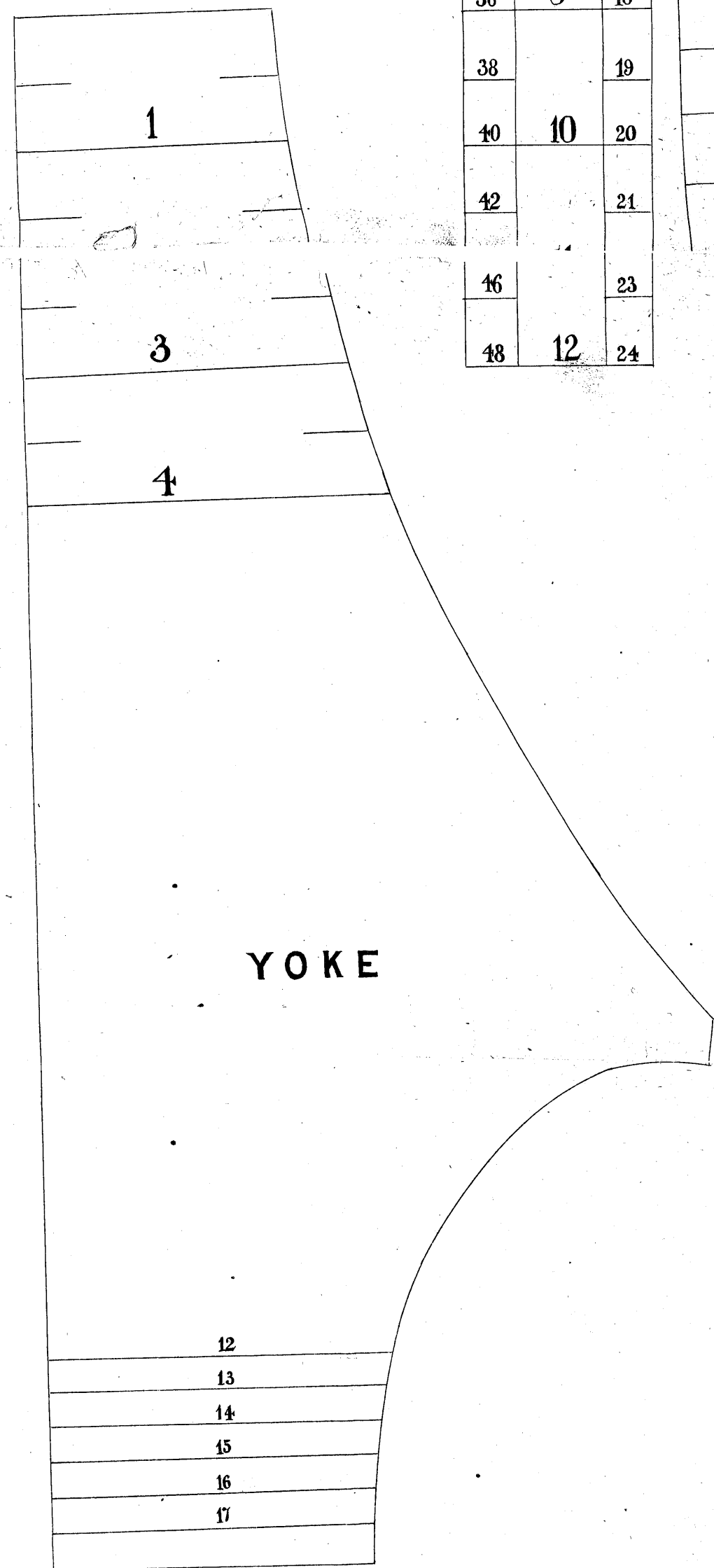
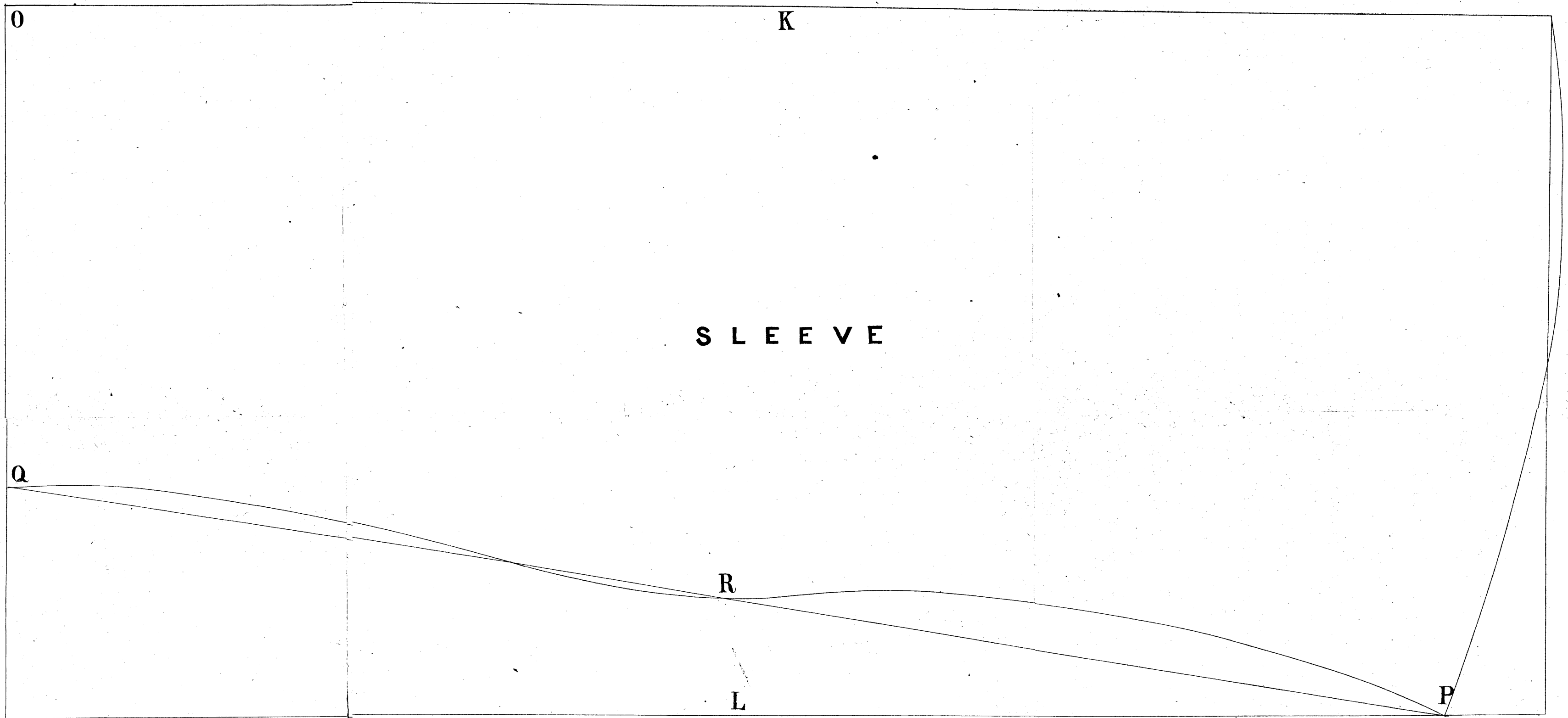


YOKE.—Measure the length of yoke by top of front and cut it off; also, at 12 on the other end.

R E M A R K S .

When the draft brings point G. beyond point F., the surplus should be taken off and added to the front. Point G. should never extend beyond point F.



1	1	5	2	3	4
26	1	16			
30		18			
34		20			
38	2	22			
42		24			
46		3			
50		26			
	3	28			
		30			
	4	32			
		34			
		36			
		38			
	5	40			
		42			
2		44			
24	6				
26		4			
28	7	14			
30		15			
32	8	16			
34		17			
36	9	18			
38		19			
40	10	20			
42		21			
46		23			
48	12	24			



LIBRARY OF CONGRESS



0 014 080 375 3 ●

PERFECT FITTING SHIRT PATTERNS.

Directions for Self Measurment.

Size of Neck, also, size of collar worn. Size of Breast and Waist over the Vest. Length of sleeve from socket bone of neck over the highest point of shoulder down the arm to the lowest point you wish the wristband to extend. State height, and whether high or low shoulders.

Sent post paid on receipt of price.

☞ *Price \$1.00, with full directions for Cutting and Making printed on each Pattern. Every Pattern warranted to fit.*

DESIGNED AND CUT BY
GEORGE F. OWEN, Practical Tailor,
38 Main Street, Saco, Maine.

—o—

PARTICULAR NOTICE.

SACO, FEB. 1, 1875.—Hereafter all Patterns cut by me will have my signature attached.

Geo. F. Owen,

ESTABLISHED 1843

BY

D. M. OWEN.

Geo. F. Owen & Co.

MERCHANT TAILORS,

JOBBERS AND RETAIL DEALERS IN

Foreign and Domestic Woolens,

38 & 40 MAIN STREET,

SACO, ME.

*Military, Naval, Firemen and Police
Uniforms, Masonic, Odd Fellows
and Pythian Regalia furnished
at the shortest notice.*

Fine Shirts made to order.